



♥ Welcome to Kindergarten

Dear Parents/Guardians,

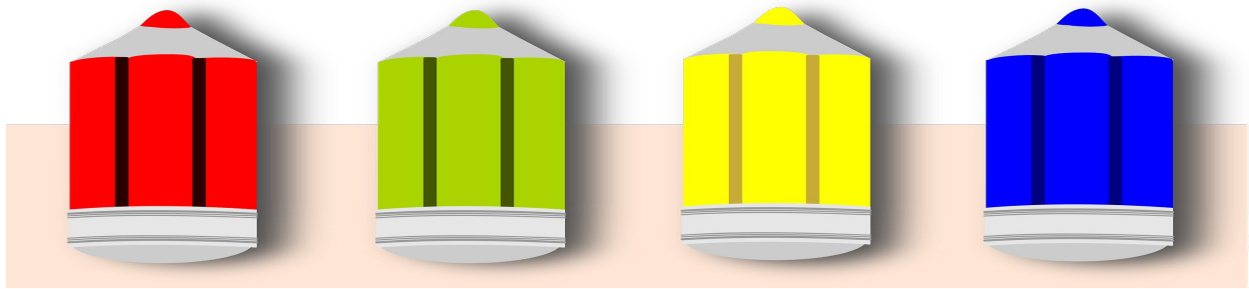
Welcome to St. Pius X School Kindergarten! Kindergarten is a very exciting year and truly marks the beginning of your child's academic school career. In order to ensure academic readiness, it is imperative for you to review and practice specific skills over the summer months. Your involvement, interest, and enthusiasm will help make this a wonderful year!

Included, is a list of school supplies to be sent in with your child on the first day of school. There is an "Activity Packet" which has suggestions, and various practice pages. Please take the time to review and complete these pages with your child. Please use your judgement when completing these pages, these activities should be fun and not stressful for you or your child. Preparing your child for the academic school year will help ease their transition. The completed packet should be sent with your child on the first day of school.

Have a fun and safe summer!

Mrs. Marie Merrill

Kindergarten School Supplies



I've put together a list of supplies that will be helpful for the upcoming school year. We try our best to keep our classroom germ-free and your children healthy. I will be requesting cleaning supplies once school has begun—too many supplies to unpack is overwhelming on our first day of school.

Please send in the supplies listed below on the first day of school:

2 4 oz. bottles of Elmer's washable/no run School Glue

1 pack (2-4 count) of Expo dry erase markers (fine tip—black)

1 pink eraser

2 - 2 pocket folders (1-green, 1-yellow)

1 pack (10 classic colors) of Crayola Washable broadline markers

We will begin our first Math lesson of sorting school supplies!

Thank you in advance!

Mrs. Marie Merrill
Kindergarten Teacher



Summer Reading List for Kindergarten!

Here are some suggestions for books to read with your child. There are many more age-appropriate books that can be found at your local library. Have fun playing “Summer book Bingo”.

Don't Let the Pigeon Drive the Bus, by Mo Willems

Don't Let the Pigeon Stay Up Late, by Mo Willems

The Very Clumsy Beetle, by Eric Carle

Saturday Night at the Dinosaur Stomp, by Carol Diggory Shields

The Three Little Pigs, retold by Margot Zemach

Goldilocks and the Three Bears, retold by Jan Brett

Hedgie's Surprise, by Jan Brett

Mrs. Wishy Washy's Farm, by Joy Cowley

The Tale of Peter Rabbit, by Beatrix Potter

Owl Babies, by Martin Waddell

Mr. Seahorse, by Eric Carle

Big Al, by Andrew Clements

Anansi and the Moss Covered Rock, by Eric Kimmel

Captain Duck, by Jez Alborough

Alphabet Adventure, by Audrey Wood

There's an Alligator Under my Bed, by Mercer Mayer

Who will go to Kindergarten Today, by Karl Ruhmann

Countdown to Kindergarten, by Alison McGhee

Look Out Kindergarten, Here I Come, by Nancy Carlson

Fish Eyes: A book You Can Count On, by Lois Ehlert




Summer Book Bingo



After reading these books to your child, have your child color the square or place a sticker over the square.

Relax and read a book outside.	Read a counting book.	<i>Read a Fairy tale.</i>
Read a non-fiction book.	Read or recite NURSERY RHYMES	Read a book about animals.
Draw or paint a picture about a book you have read	Read a book about the beach or ocean.	Check out a book from the library.

Let's get ready for Kindergarten!



Activity Packet

St. Pius X School

Summer Packet

Fine Motor/Writing Skills

Arts and crafts are a great way for your child to develop and enhance their fine motor skills. We encourage you to cut, glue and decorate! Some specific suggestions include:

1. Bead Making Kits – Lacing a necklace or bracelet one bead at a time helps to develop both fine motor skills and hand-eye coordination.
2. Play-Dough – Rolling, molding and squeezing! Shape play-dough to make letters, numbers and more.
3. Lacing Cards – Lace each piece of string through various holes to create a picture.
4. Sand – Digging and pouring sand from one container to the other. Use hands to shape and form sandcastles!

*Attached you will find lined handwriting paper. Please encourage your child to practice writing their first name. While writing with your child remind them to form their letters beginning at the top. Remember using your hand to guide your child's hand is okay, while they are developing those muscles!

Math Skills

Math is all around us! Practice sorting, classifying, adding and recognizing with the suggestions listed below.

1. Sort, sort, sort! Have your child find new ways to sort their toys. Help them organize labeled bins, by color, shape, or size.
2. Count everywhere you go! Numbers are all around us and the more we acknowledge them the more confident your child will become with recognizing them on their own.
3. Cooking – Following step by step directions, measuring, and counting ingredients allows your child to enhance numerous math skills.
4. Number writing – Practice writing numbers with paint, chalk, markers, pencils, and more.

*Attached you will find number tracing pages. Please review these numbers with your child and have them carefully trace each number. You will also find number flash cards that you may use for number recognition practice.

Reading Skills

READ, READ, READ! Please read with your child each and every day. We must constantly expose our children to the wonderful world of books! Children learn how to become readers through exposure. They are always watching and learning. If they see you reading they too will wish to be readers.

While reading, take the time to point out whom the author and/or the author and illustrator may be. Discuss the illustrations and ask questions. Some questions that you may ask are listed below:

1. What will happen next?
2. What happened at the beginning, middle and end of the story?
3. Can you name some of the characters of the story?
4. Where does the story take place? What is the setting?

Letter Recognition Skills


Please also use the uppercase letter flash cards to help sharpen letter recognition skills. Letter recognition plays an important role in our everyday routine.

I can print my name.







Trace each lowercase letter of the alphabet; then write it on your own.




Color, cut out the cards, and play a rhyming match game!



Aa



Bb




Cc



Dd



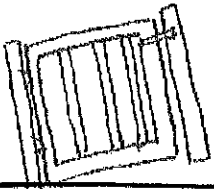
Ee



Ff



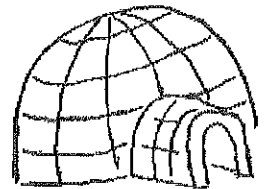
Gg



Hh



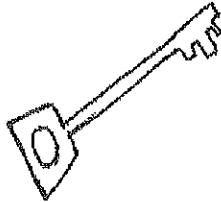
Ii



Jj



Kk



Ll




Mm



Nn



Oo



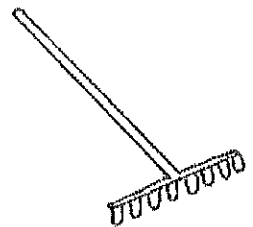
Pp




Qq




Rr



Ss



Tt




Uu



Vv



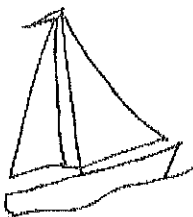
Ww




Xx



Yy





Zz



Alphabet Cards

Color the pictures & practice the sound for each letter. Can you put the letters in the correct order?




Color the left hand blue.



Color the right hand red.


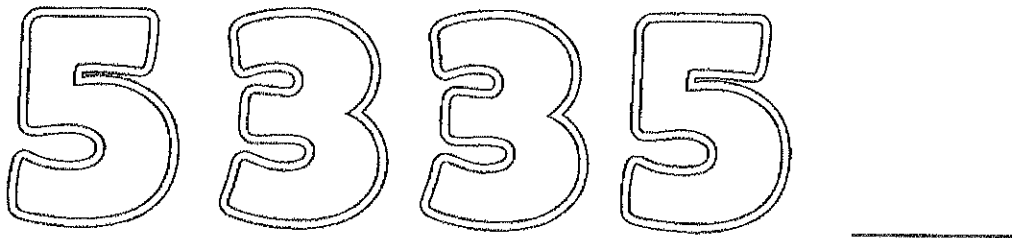
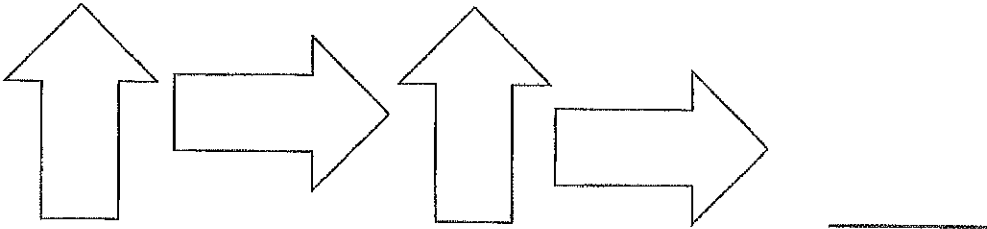
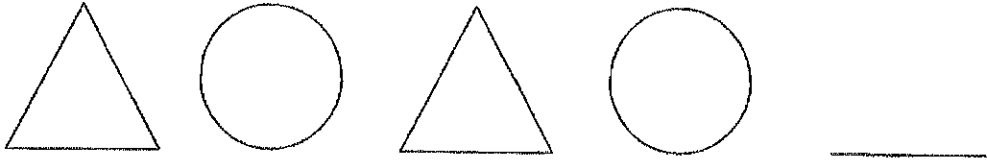


Name: _____



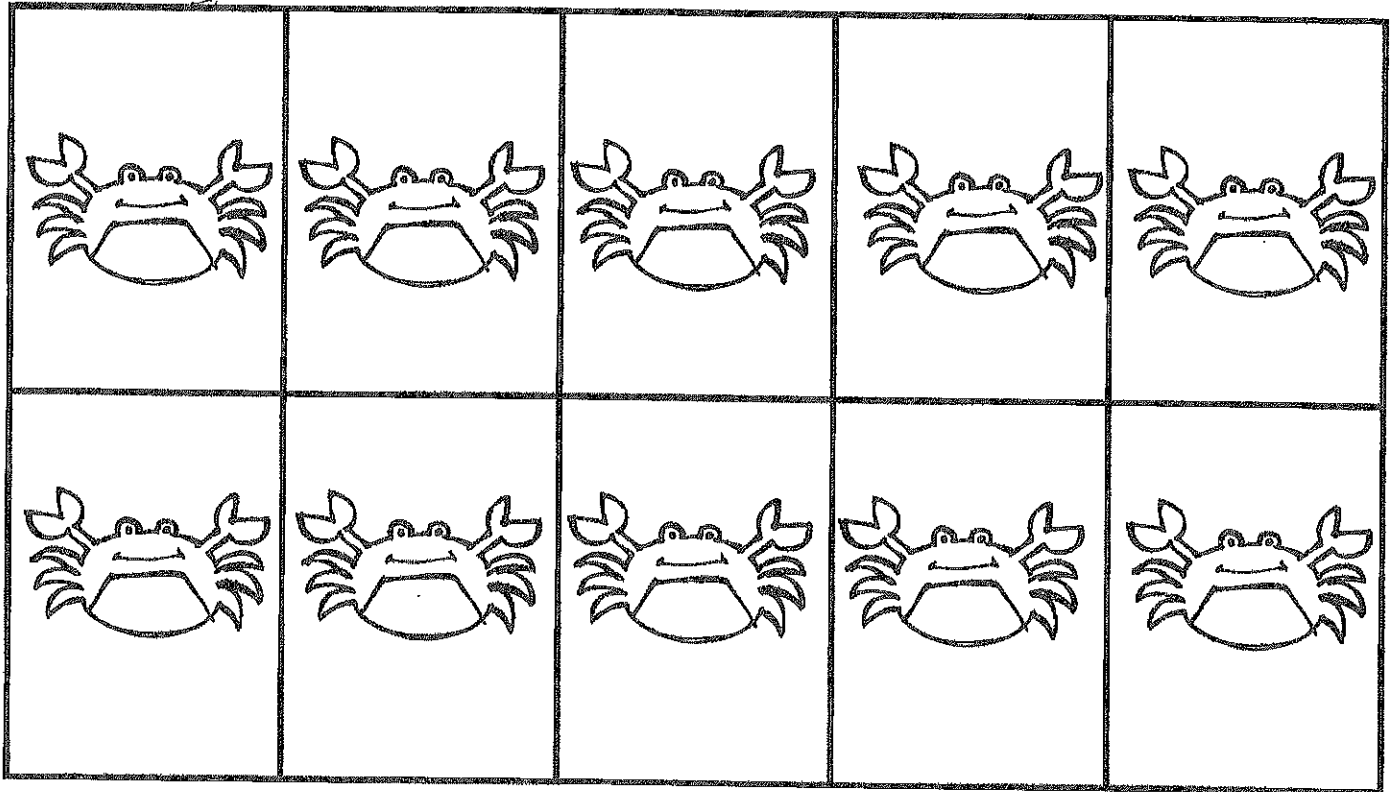
Color the crayons to match their labels.

Finish the pattern.





Crabs on the Beach



Ten-Frame Grid Game

You Need:


Dice

Beans, cereal, pennies, or other objects for counters

Directions: Color the crabs. Roll the die & put that number of objects on the grid. Clear the grid & roll a new number.

•Ask your child to describe their number to you. (*My number is 6. It's 1 more than 5. It's 4 away from 10.*)


Name: _____




1
one




2
two




3
three




4
four




5
five




6
six




7
seven













8
eight



9
nine



Count the dots. Trace each number.

	1	1	1	1	1
	2	2	2	2	2
	3	3	3	3	3
	4	4	4	4	4
	5	5	5	5	5
	6	6	6	6	6
	7	7	7	7	7
	8	8	8	8	8
	9	9	9	9	9
	10	10	10	10	10

Drawing Activities *(cont.)*

Shape Tracing

Directions: Trace each shape with your finger, then with a pencil. Color the shapes.

