



SUMMER WORK



WELCOME TO SECOND GRADE!

June 2021

Dear Second Grade Families,

I am looking forward to having your child in class for our 2021-2022 school year. Second grade is a fantastic year full of creativity, fun, and learning! During the first couple of weeks we will spend time building community within our classroom. This is important because we build on this foundation for the entire school year.

Many of your children will be receiving their First Communion in May. This is an exciting time for you and your families and we will make sure that your child is more than prepared to receive this blessed sacrament.

A summer reading list is included to help you and your child select books for the summer. They are merely suggestions. Your child may have some authors they really like to read or have some books in mind that they have been hoping to read this summer now that their busy first grade year is over! Please encourage your child to read everyday. It will build fluency and improve their vocabulary. The book list has suggestions for your child to read alone, as well as read-alouds with a grown up.

A math packet is also included in your child's summer work. I suggest that they complete a little bit each day to keep their skills strong. At the front of your packet is a fun writing assignment. I ask that your child completes this and send it back with your math work! You should return your summer work packet by **Friday, September 10**. Have fun with it!

Open communication is very important. If you have any questions or concerns please let me know. A strong home/school relationship is imperative for your child to achieve success. It is my goal to also see that your second grader be a respectful member of the St. Pius X School community and be given a strong Catholic foundation. Second grade is a wonderful year and I look forward to seeing you all when school starts on **Wednesday, September 1, 2021!**

Have a fun, safe, and blessed summer!

Sincerely, yours,

Ms. Perrault



GRADE 2 SUPPLY LIST

I like to keep my classroom neat and tidy so we keep germs out and your children healthy. It would be very helpful if you would assist us in this task. The following is a list of supplies that would be very appreciated. Please send them in with your child the first week of school! I thank you in advance!

- 1 bottle of hand sanitizer
- 2 Containers of Clorox Wipes
- 3 rolls of paper towels
- 2 boxes of tissues
- 1 Box of Dixie Cups



PERSONAL SUPPLIES

Please have your child bring the following to school with them on Sept. 1!

- (1) Box of Pencils, already sharpened
- (1) Box of Crayola Twistables
- Colored Pencils
- (3) Large Erasers
- (1) Box Markers (Washable)
- (5) Elmer's Glue Sticks
- (1) Plastic 6 x 12 Pencil Box (to be kept in desk)
- (5) "Composition Notebooks"
- (1) Pair of children's scissors
- (2) **Sturdy** Pocket Folders
- (1) 1½ inch Three Ring Binder

Thank you in advance for setting your child up for success!

READ YOUR WAY

INTO SECOND GRADE

A TO Z MYSTERIES BY: RON RAY	FROG & TOAD SERIES BY: ARNOLD LOBEL
HENRY & MUDGE BY: CYNTHIA RYLANT	NATE THE GREAT BY: MARJORIE SHARMAT
SECOND GRADE STAR BY: NANCY ALBERTS	SEE YOU IN SECOND GRADE BY: MIRIAM COHEN
GET READY FOR SECOND GRADE BY: PAULA DANZINGER	ELEPHANT & PIGGIE SERIES BY: MO WILLEMS
HORRIBLE HARRY SERIES BY: SUZIE KLINE	MAGIC TREE HOUSE SERIES BY: MARY POPE OSBORNE
BABY SITTERS CLUB SERIES BY: ANN M. MARTIN	YOUNG CAM JANSEN SERIES BY: DAVID A. ADLER
BLACK LAGOON ADVENTURES BY: MIKE THALER	MY WEIRD SCHOOL SERIES BY: DAN GUTMAN
JUNIE B. JONES SERIES BY: BARBARA PARK	RAINBOW MAGIC SERIES BY: DAISY MEADOWS

WRITING ASSIGNMENT

This image shows a blank sheet of white paper with horizontal ruling lines. The lines are evenly spaced and run across the width of the page. There are no margins, text, or other markings on the paper.

Name: _____

Skill: Fact Families Directions: Write the fact family

For Example

6, 5, 11

$6+5=11$	$11-6=5$
$5+6=11$	$11-5=6$

11, 8, 3

_____	_____
_____	_____

12, 7, 5

_____	_____
_____	_____

5, 4, 9

_____	_____
_____	_____

10, 3, 7

_____	_____
_____	_____

8, 15, 7


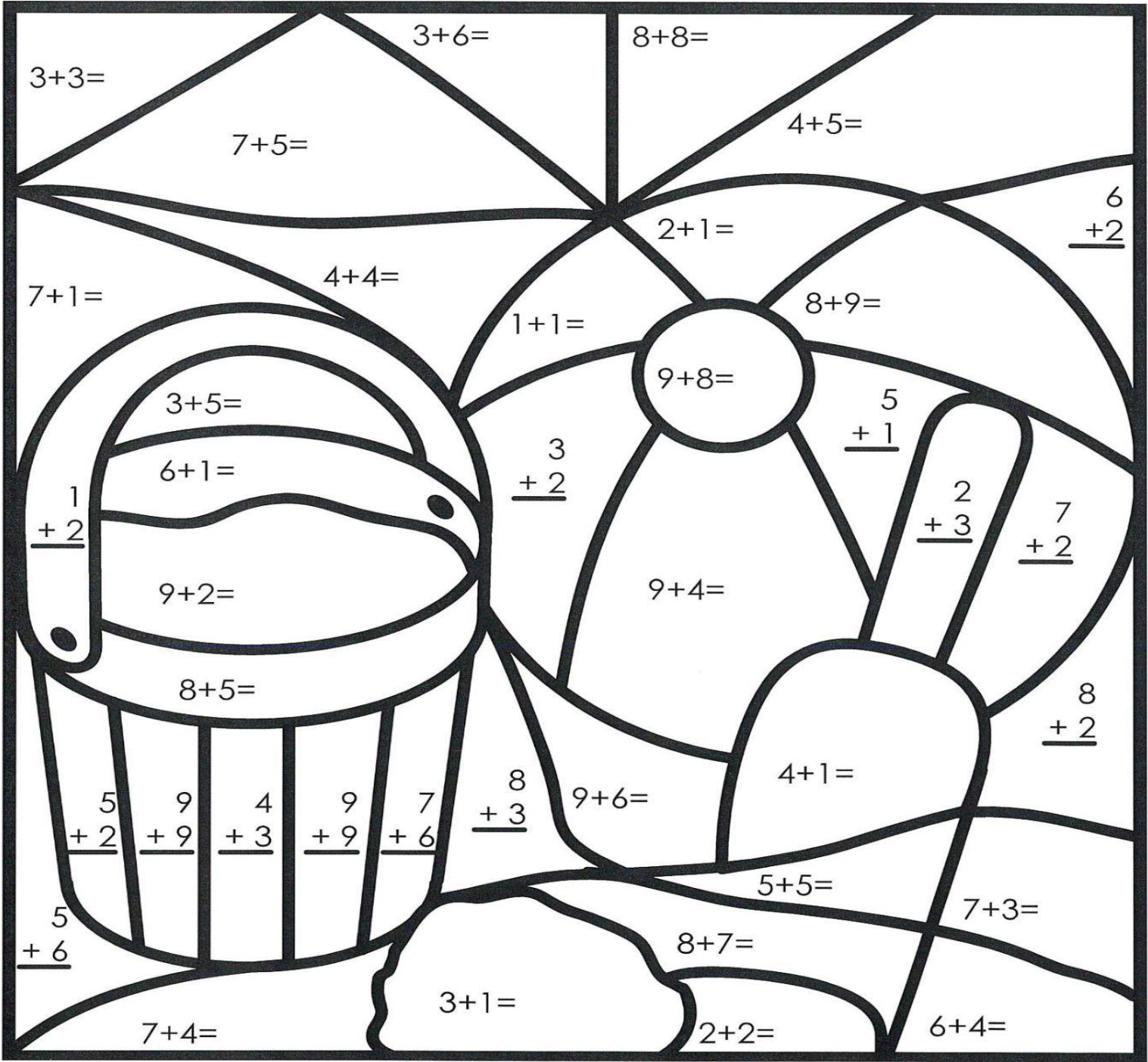
_____	_____
_____	_____

Name: _____

Skill: Addition

Directions: Write the answer for each problem.

Then, color according to the key at the bottom.



Tan

8, 10, 11, 14, 15



Gray

4



Blue

6, 9, 12, 16



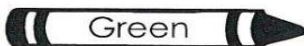
Red

7, 13



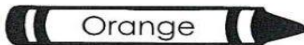
Purple

3



Green

17



Orange

5



Yellow


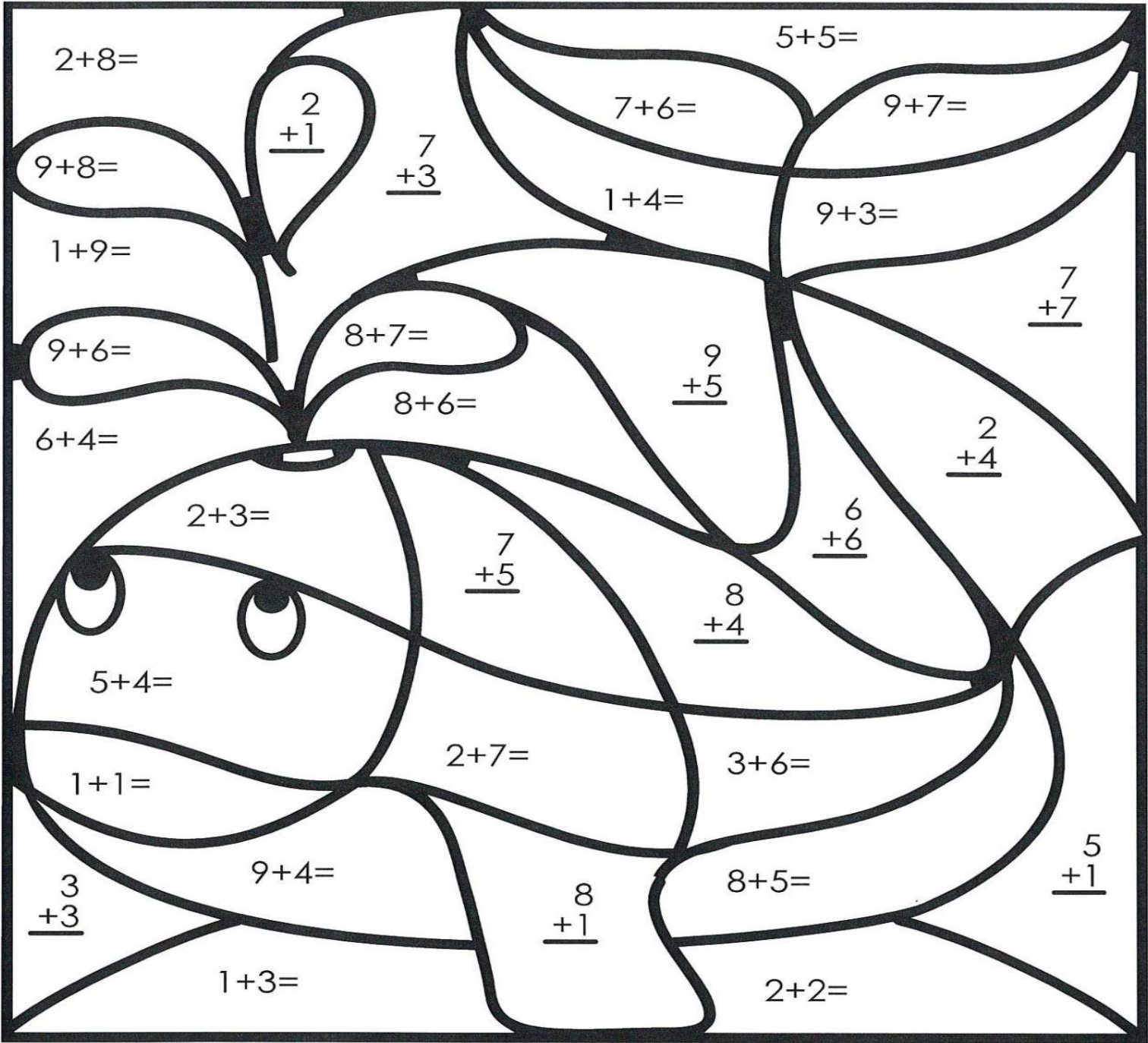
2, 18

Name: _____

Skill: Addition


Directions: Write the answer for each problem.

Then, color according to the key at the bottom.




Blue

5, 9, 12



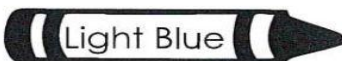
Gray

13, 16



Red

2



Light Blue

4, 6, 10, 14



Yellow

3, 15, 17

Name: _____

Skill: Addition (Sums to 20) Directions: Add

Addition

$$\begin{array}{r} 7 \\ + 4 \\ \hline \end{array}$$

$$\begin{array}{r} 2 \\ + 8 \\ \hline \end{array}$$

$$\begin{array}{r} 9 \\ + 7 \\ \hline \end{array}$$

$$\begin{array}{r} 6 \\ + 3 \\ \hline \end{array}$$

$$\begin{array}{r} 10 \\ + 7 \\ \hline \end{array}$$

$$\begin{array}{r} 6 \\ + 10 \\ \hline \end{array}$$

$$\begin{array}{r} 9 \\ + 4 \\ \hline \end{array}$$

$$\begin{array}{r} 3 \\ + 4 \\ \hline \end{array}$$

$$\begin{array}{r} 5 \\ + 8 \\ \hline \end{array}$$

$$\begin{array}{r} 4 \\ + 4 \\ \hline \end{array}$$

$$\begin{array}{r} 6 \\ + 6 \\ \hline \end{array}$$

$$\begin{array}{r} 7 \\ + 8 \\ \hline \end{array}$$

$$\begin{array}{r} 10 \\ + 9 \\ \hline \end{array}$$

$$\begin{array}{r} 6 \\ + 5 \\ \hline \end{array}$$



$$9 + 6 = \underline{\quad}$$

$$8 + 3 = \underline{\quad}$$

$$4 + 10 = \underline{\quad}$$

$$4 + 6 = \underline{\quad}$$

$$8 + 8 = \underline{\quad}$$

$$9 + 9 = \underline{\quad}$$

Name: _____

Skill: Subtraction (up to 20) Directions: Subtract

Subtract

$$\begin{array}{r} 15 \\ - 7 \\ \hline \end{array}$$

$$\begin{array}{r} 6 \\ - 3 \\ \hline \end{array}$$

$$\begin{array}{r} 20 \\ - 10 \\ \hline \end{array}$$

$$\begin{array}{r} 8 \\ - 7 \\ \hline \end{array}$$

$$\begin{array}{r} 12 \\ - 6 \\ \hline \end{array}$$

$$\begin{array}{r} 10 \\ - 9 \\ \hline \end{array}$$

$$\begin{array}{r} 12 \\ - 5 \\ \hline \end{array}$$

$$\begin{array}{r} 4 \\ - 1 \\ \hline \end{array}$$



$$\begin{array}{r} 15 \\ - 6 \\ \hline \end{array}$$

$$\begin{array}{r} 5 \\ - 0 \\ \hline \end{array}$$

$$\begin{array}{r} 7 \\ - 3 \\ \hline \end{array}$$

$$\begin{array}{r} 17 \\ - 7 \\ \hline \end{array}$$

$$\begin{array}{r} 11 \\ - 3 \\ \hline \end{array}$$

$$\begin{array}{r} 10 \\ - 10 \\ \hline \end{array}$$



$$9 - 5 = \underline{\quad}$$

$$15 - 8 = \underline{\quad}$$

$$10 - 6 = \underline{\quad}$$

$$12 - 9 = \underline{\quad}$$

$$13 - 8 = \underline{\quad}$$

$$8 - 2 = \underline{\quad}$$

Name: _____

Skill: Adding Columns **Directions:** Find the sums

Adding Columns

Find the sums.

a.


$$\begin{array}{r} 7 \\ 3 \\ + 2 \\ \hline \end{array}$$

b.

$$\begin{array}{r} 5 \\ 6 \\ + 5 \\ \hline \end{array}$$

c.

$$\begin{array}{r} 9 \\ 3 \\ + 3 \\ \hline \end{array}$$



d.

$$\begin{array}{r} 4 \\ 5 \\ + 2 \\ \hline \end{array}$$

e.


$$\begin{array}{r} 8 \\ 8 \\ + 4 \\ \hline \end{array}$$

f.

$$\begin{array}{r} 1 \\ 6 \\ + 8 \\ \hline \end{array}$$

g.

$$\begin{array}{r} 9 \\ 9 \\ + 9 \\ \hline \end{array}$$



h.

$$\begin{array}{r} 6 \\ 0 \\ + 6 \\ \hline \end{array}$$

i.

$$\begin{array}{r} 5 \\ 2 \\ + 3 \\ \hline \end{array}$$

j.

$$\begin{array}{r} 7 \\ 9 \\ + 5 \\ \hline \end{array}$$

k. Mike saw 7 green bugs, 2 brown bugs, and 1 red bug. How many bugs did he see in all?

l. Tom caught 2 ants, 8 ladybugs, and 4 crickets. How many bugs did he catch in all?

Name: _____

Skill: Comparing Numbers **Directions:** See below

Comparing Numbers

“Greater Than”

45 $>$ 41

45 is greater than 41

“Equal To”

63 $=$ 63

63 is equal to 63

“Less Than”

33 $<$ 42

33 is less than 42

In the left column, write a symbol ($<$, $>$, or $=$) for each.

In the right column, write the words “is greater than”, “is less than”, or “is equal to.”

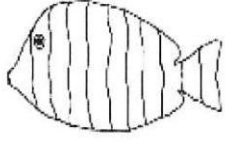


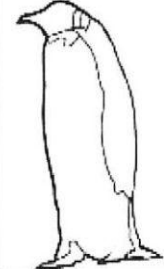
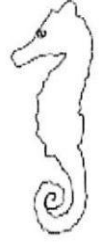

- | | | |
|----|-------------|-------------|
| a. | 19 _____ 25 | 19 _____ 25 |
| b. | 32 _____ 27 | 32 _____ 27 |
| c. | 7 _____ 17 | 7 _____ 17 |
| d. | 47 _____ 47 | 47 _____ 47 |
| e. | 85 _____ 36 | 85 _____ 36 |

Challenge:

★ $2 + 3$ _____ 7 $2 + 3$ _____ 7

Name: _____

Skill: Ordinal Numbers **Directions: Find, color, and write**

					
fish	dog	rabbit	penguin	seahorse	cat

If the fish is the first animal...


- 1) Which animal is third? _____
- 2) What place is the seahorse in? _____
- 3) What place is the dog in? _____
- 4) Which animals is fourth? _____
- 5) Which animal is last? _____
- 6) Color the second animal brown.
- 7) Color the fourth animal grey.
- 8) Color the first animal red.
- 9) Color the 5th animal green.
- 10) Color the third animal black.
- 11) Color the sixth animal orange.

Name: _____

Skill: Ordinal Number Words

Directions: Use the word bank to write the number words and ordinal numbers.

third	fourth	sixth	first	seventh
fifth	eighth	ninth	second	tenth
six	seven	eight	ten	one
two	four	three	nine	five



2		3	
7		9	
1 st		3 rd	
6 th		7 th	
4		5	
2 nd		4 th	
8		5 th	
10		6	
10 th		9 th	
8 th		1	



Name: _____

Skill: Skip Counting/Even and Odd Numbers

Directions: Write the missing numbers and circle the skip counting pattern.





1.	40	50					100	2s	5s	10s
2.	2		6		10			2s	5s	10s
3.			70		80	85		2s	5s	10s
4.	56	58		62				2s	5s	10s
5.	15	20				40		2s	5s	10s
6.			84			90	92	2s	5s	10s
7.	18		22		26			2s	5s	10s
8.	90	80			50			2s	5s	10s
9.			54	56			62	2s	5s	10s
10.	30	35						2s	5s	10s

Circle if the number is even or odd.

45	even	odd	70	even	odd
34	even	odd	27	even	odd
68	even	odd	12	even	odd
16	even	odd	51	even	odd
83	even	odd	99	even	odd
5	even	odd	74	even	odd
14	even	odd	20	even	odd
88	even	odd	94	even	odd
11	even	odd	97	even	odd

Name: _____

Skill: Tally Charts **Directions:** Use the tally chart to answer the questions.

	BIRTHDAYS	TOTAL
Winter		
Spring		
Summer		
Fall		

1. How many birthdays are during the winter? _____
2. Which season has the least amount of birthdays? _____
How many? _____
3. Which season has the most amount of birthdays? _____
How many? _____
4. How many votes in all? _____
5. How many birthdays in winter and spring? _____

Write the math fact:

6. How many more birthdays in winter than summer? _____


Write the math fact:

7. Make tallies for the number 17. _____

Name: _____

Skill: Graphs

Directions: Use the graph to answer the questions on the following page.



Name: _____

Skill: Graphs

Directions: Use the graph to answer the questions.

1. What is the title of the graph? _____

2. How many children chose each activity?

Build a sand castle _____ Swim in the ocean _____

Look for seashells _____ Play ball _____

3. Which activity was chose the most?? _____

4. Which activity was chosen the least? _____

5. How many more children chose building sand castles than looking for shells?

6. How many fewer children chose play ball than swim in the ocean?

7. How many children voted in all? _____

8. How many children chose build a sand castle and look for shells?

9. What would you vote for? _____

10. Why?




Name: _____

Skill: Word Problems

Directions: Read and solve the word problems. Write the number sentence.


1. There were 7 buckets and 8 shovels.
How many in all?

_____ in all




2. There were 12 children building a sand castle. 7 of them went to swim in the ocean. How many children were left building the sand castle?

_____ children




3. Bill and Sam went for a bike ride. They each saw 9 palm trees. How many palm trees did they see in all?

_____ palm trees in all




4. Jan read 5 books in June. She read 8 books in July. How many books did Jan read in all?

_____ books in all



5. Josh found 13 seashells. He gave 6 to his sister. How many shells did he have left?

_____ seashells in all



Name: _____


Skill: Word Problems

Directions: Read and solve the word problems. Write the number sentence.

1.

There were 65 students in 1st grade.
23 were girls.
How many were boys?


_____ boys



2.

On Monday, Stan reads 54 pages in his book.
On Tuesday, he read 42 pages in his book.
How many pages did Stan read altogether?


_____ pages altogether



3.

Barb caught 34 fish on vacation.
Mike caught 1 more fish than Barb.
How many fish did they catch in all?


_____ fish in all



4.

29 swimmers were in the ocean.
14 came in to eat lunch.
How many swimmers stayed in the ocean?


_____ swimmers



5.

There were 67 flowers in Pat's garden.
She picked 14 flowers.
How many flowers were left?

_____ flowers

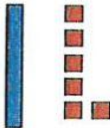







Name: _____

Skill: Place Value - Tens & Ones Directions: Write the number

Name: _____

Skill: Place Value~ Tens and Ones
Directions: Write the number.

1.  _____	2.  _____	3.  _____
4.  _____	5.  _____	6.  _____

Write the number.

7. 7 tens and 5 ones _____

8. 3 tens and 2 ones _____


9. 6 tens and 8 ones _____

Write how many tens and ones.

10. 81 = _____ tens and _____ ones

11. 62 = _____ tens and _____ ones

12. 90 = _____ tens and _____ ones



Name: _____

Skill: Addition & Subtraction

Directions: Write the missing number to make the equation true.

1.
_____ + 3 = 7

2.
_____ + 9 = 12

3.
_____ + 8 = 15

4.
_____ + 9 = 18

5.
5 + _____ = 12

6.
6 + _____ = 13

7.
4 + _____ = 11

8.
7 + _____ = 17

9.
_____ - 3 = 9

10.
_____ - 5 = 3

11.
_____ - 7 = 5

12.
_____ - 6 = 12

13.
15 - _____ = 8

14.
12 - _____ = 10

15.
11 - _____ = 11

16.
9 - _____ = 4

17.
_____ + 8 = 12

18.
_____ + 9 = 17

19.
_____ + 4 = 15

20.
_____ + 9 = 10

21.
8 + _____ = 11

22.
5 + _____ = 10

23.
4 + _____ = 8


24.
7 + _____ = 14

9.
_____ - 4 = 10

10.
_____ - 2 = 16

13.
18 - _____ = 9

14.
12 - _____ = 12




Name: _____

Skill: 100 Chart Directions: Fill in the missing numbers

1									
									20
							28		
				35					
41									
					56				
	62								
			74						
						87			
91									100

Write in the numbers to tell one less, one more, ten less, or ten more.

One Less	#	One More
	55	
	23	
	78	
	99	
	34	



Ten Less	#	Ten More
	22	
	36	
	71	
	80	
	47	

Name: _____



Draw me a picture of your favorite summer activity!
Then tell me what it was!
