



Dear Parents,

First grade is just around the corner for both you and your child. Summer is a time for family, fun, and making memories. If some of those memories involve readiness for school, all the better. Please read to and with your child every day. Discuss characters, setting, problems, and solutions with your child.

Help your child to become truly ready for first grade. Build responsibility with jobs at homeroom cleaning etc. They will have a desk at school, which needs to be orderly, so they can find what is needed. If they are responsible for setting the table etc., this will help them be responsible for their work in class. At this stage, children need to be taught “how to” do jobs.

Here are some important notes as we prepare for transition to grade one. Please check your child's folder each night. You will find class work, homework, and notes from the office.

If there is a change in the way your child is going home please send in a dated, signed note with your child.

Each day your child should have a healthy snack and lunch or he/she may order lunch in the cafeteria. Lunch will be free again for the 2021-2022 school year. We also like them to have a bottle of water on their desks.

SUPPLY LIST

- an eraser
- one box of 24 crayons
- 1 plain two -pocket folder
- a pair of scissors
- 4 Ticonderoga Beginner #2 Pencils
- 2 jumbo glue sticks
- 1 plastic covered 6 x 12 pencil box to be kept in desk

SUMMER WORK

Read every day.

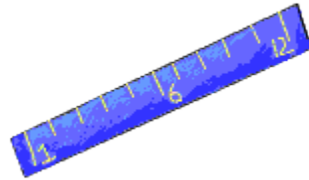
Write sentences about what you have read.

Count objects and groups of things.

Practice High Frequency Words (see attached sheet)

It is recommended that you work on one page each day. Parents can read short stories for listening comprehension. Please bring supplies and the completed summer work pages the first day of school.

Sincerely,
Anne M. Quirk



DONATIONS WE CAN ALWAYS USE!

THESE ITEMS ARE NOT PART OF THE FIRST GRADE SUPPLY LIST, BUT ARE ITEMS YOU MAY DONATE, IF YOU WISH!

- **Kleenex tissues
- **Paper towels
- **Clorox wipes
- **Disinfectant hand wipes (Wet Ones)
- **Baby wipes for quick clean-ups



First Grade High Frequency Word List

I recommend writing these words on flashcards and reviewing them with your child. You may even choose to play a memory or matching game. Review these words in chunks using only six at a time until mastery occurs. That way your child will not be overwhelmed.

**a
blue
I
red
see
yellow**

**at
and
can
the
look
my**


**big
have
it
is
in
little**

**do
like
not
that
to
you**

**get
one
two
three
what
we**


**up
go
here
but
where
am**

Candy Bar



copyright © 2015 Isla Heart's Teaching

Mia saw a candy bar.
It was on the shelf.
Mia felt hungry.



Color the correct answers.

1. The candy bar was on the _____.

shell	side	bar
share	shelf	saw

2. _____ felt hungry.

It	shelf	Mia
Mom	you	was


3. Mia saw _____.

a candy bar on a shelf
a shelf on a candy bar

Read and check your answers. Color the top picture when you have finished.




Candy Bar



Copyright © 2015 Iela Heart's Teaching

Mia saw a candy bar.
It was on the shelf.
Mia felt hungry.



Write the correct answers.

1. The candy bar was on the _____.


2. _____ felt hungry.

3. Mia saw _____.

*Read and check your answers carefully.
Once you have finished, color the picture in the top right corner.*



Show Day



Copyright © 2016 Isla Hearts Teaching

It was snowing outside.
Jenny shut the window.
She sat by the fire.



Color the correct answers.

1. _____ sat by the fire.

outside	snow	Mom
Jenny	shut	Dad

2. It was _____ outside.

fire	raining	snowing
sunny	snow	window


3. Jenny _____.

sat by the window
shut the window

Read and check your answers. Color the top picture when you have finished.




Show Day



Copyright © 2015 Isla Heart's Teaching

It was snowing outside.
Jenny shut the window.
She sat by the fire.



Write the correct answers.

1. _____ sat by the fire.


2. It was _____ outside.

3. What did Jenny do to the window?

*Read and check your answers carefully.
Once you have finished, color the picture in the top right corner.*




Skating on Ice



Copyright © 2016 Isla Heart's Teaching

Bec has new skates.
She skated across the
ice. She fell down.



Color the correct answers.

1. Bec _____ down on the ice.

new	skating	
ice	fell	down

2. Bec's skates are _____.

skated	across	red
old	white	new


3. Bec skated _____.

across the ice
across the water

Read and check your answers. Color the top picture when you have finished.




Skating on Ice



Copyright © 2015 Isla Hearts Teaching

Bec has new skates.
She skated across the
ice. She fell down.



Write the correct answers.

1. Bec _____ down on the ice.


2. Bec's skates are _____.

3. Bec skated _____.

*Read and check your answers carefully.
Once you have finished, color the picture in the top right corner.*



Veggie Garden



Copyright © 2015 Isla Hearts Teaching

Mrs. Hill planted some carrots. The carrots were big. The carrots were orange.



Color the correct answers.

1. The _____ were big.

cat	were	orange
carrot	carrots	plant

2. The carrots were _____.

orange	small	some
plant	Hill	were


3. Mrs. Hill _____.

planted some oranges
planted some carrots

Read and check your answers. Color the top picture when you have finished.




Veggie Garden



Copyright © 2015 Isla Hearts Teaching

Mrs. Hill planted some carrots. The carrots were big. The carrots were orange.



Write the correct answers.

1. The _____ were big.


2. The carrots were _____.

3. Who planted the carrots?

*Read and check your answers carefully.
Once you have finished, color the picture in the top right corner.*



Icy Home



copyright © 2016 Isla Hearts Teaching

Jay played in the snow. He made a little igloo. It started to melt.



Color the correct answers.

1. Jay made a _____ igloo.

igloo	big melting	
melt	little	big

2. The igloo started to _____.

snow	melt	play
the	made	little


3. Jay _____.

started to melt
played in the snow

Read and check your answers. Color the top picture when you have finished.



Icy Home



Copyright © 2015 Isla Hearts Teaching

Jay played in the snow. He made a little igloo. It started to melt.



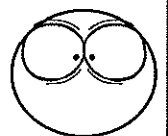
Write the correct answers.

1. Jay made a _____ igloo.

2. The igloo started to _____.

3. Jay played _____.

*Read and check your answers carefully.
Once you have finished, color the picture in the top right corner.*




Island Holiday



copyright © 2016 Isla Hearts Teaching

I took a boat to the island. No one was on the island. I had a quick nap.



Color the correct answers.

1. No one was on the _____.

beach	quick	nap
island	boat	had

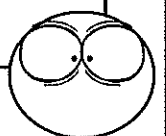
2. I had a _____ nap.

one	quick	boat
island	slow	queen

3. I took _____.

a long nap
a boat to the island

Read and check your answers. Color the top picture when you have finished.




Island Holiday



Copyright © 2015 Isla Hearts Teaching

I took a boat to the island. No one was on the island. I had a quick nap.



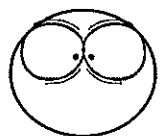
Write the correct answers.

1. No one was on the _____.

2. I had a _____ nap.

3. I took a boat _____.

*Read and check your answers carefully.
Once you have finished, color the picture in the top right corner.*




Summer Drink



copyright © 2015 Isla Hearts Teaching

Mom mixed a drink.
She used bananas, apples and
watermelon. Dad drank it all!



Color the correct answers.

1. _____ drank it all!

Dan	Mom	Dad
She	I	They

2. Mom mixed a _____.

drank	drink	apple
melon	banana	Dad

3. What did Mom put in the drink?

apples, bananas, watermelon
apples, drink, watermelon

Read and check your answers. Color the top picture when you have finished.



Summer Drink



copyright © 2016 Isla Hearts Teaching

Mom mixed a drink.
She used bananas, apples and
watermelon. Dad drank it all!



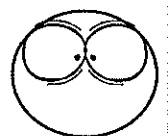
Write the correct answers.

1. _____ drank it all!

2. Mom mixed a _____.

3. What pink fruit did Mom put in the drink?

*Read and check your answers carefully.
Once you have finished, color the picture in the top right corner.*



Kyla's Gift



Copyright © 2016 Isla Hearts Teaching

There was a gift for Kyla. It was under the tree. She hoped it was a book.



Color the correct answers.

1. Kyla _____ it was a book.

gift	wished	under
tree	hoped	was

2. There was a _____ for Kyla.

tree	book	hoped
gift	under	was

3. Kyla's gift was _____.

under the tree
a book

Read and check your answers. Color the top picture when you have finished.




Kyla's Gift



copyright © 2016 Isla Heart's Teaching

There was a gift for Kyla. It was under the tree. She hoped it was a book.



Write the correct answers.

1. Kyla _____ it was a book.

2. There was a _____ for Kyla.

3. Kyla's gift was _____.

*Read and check your answers carefully.
Once you have finished, color the picture in the top right corner.*




Lovely Music



copyright © 2015 Isla Hearts Teaching

Ben played in the school band. He played the violin. He played well.



Color the correct answers.

1. Ben played the violin _____.

played	well	band
school	Ben	violin

2. Ben _____ the violin.

playing	play	music
school	band	played

3. Ben played _____.

the viola
in the school band

Read and check your answers. Color the top picture when you have finished.




Lovely Music



copyright © 2016 Isla Hearts Teaching

Ben played in the school band. He played the violin. He played well.



Write the correct answers.

1. Ben played the violin _____.


2. Ben _____ the violin.

3. Ben played in the _____.

*Read and check your answers carefully.
Once you have finished, color the picture in the top right corner.*




Mary's X-ray



copyright © 2016 Isla Heart's Teaching

Mary had an X-ray.
She had to put on a blue
gown. She was very brave.



Color the correct answers.

1. Mary was very _____.

brave	gown	very
X-ray	blue	put

2. Mary had an _____.

brave	gown	very
X-ray	blue	put


3. Mary had _____.

to put on a blue gown
to put on an X-ray

Read and check your answers. Color the top picture when you have finished.




Mary's X-ray



Copyright © 2015 Isla Heart's Teaching

Mary had an X-ray.
She had to put on a blue
gown. She was very brave.



Write the correct answers.

1. Mary was very _____.

2. Mary had an _____.

3. Mary had to put on _____.

*Read and check your answers carefully.
Once you have finished, color the picture in the top right corner.*




Loud Bang



copyright © 2016 Isla Hearts Teaching

There was a bang. It made the dog bark. It was only the bang of the door.



Color the correct answers.

1. There was a _____.

made	bang	only
was	the	bag

2. It was only the bang of the _____.

door	dog	bark
made	of	bang

3. The bang made _____.

the door bang
the dog bark

Read and check your answers. Color the top picture when you have finished.




Loud Bang



copyright © 2016 Isla Heart's Teaching

There was a bang. It made the dog bark. It was only the bang of the door.



Write the correct answers.

1. There was a _____.


2. It was only the bang of the _____.

3. The bang made _____.

*Read and check your answers carefully.
Once you have finished, color the picture in the top right corner.*




Rainy Day



Copyright © 2016 Isla Heart's Teaching

Harry wanted to play outside. The rain did not stop. Harry was upset.



Color the correct answers.

1. _____ was upset.

outside	Dad	stop
play	Harry	rain

2. Harry wanted to play _____.

outside	inside	stop
play	yard	rain

3. Harry was upset because _____.

he wanted to play inside
the rain did not stop

Read and check your answers. Color the top picture when you have finished.



Entering First Grade Summer Math Packet

First Name: _____ **Last Name:** _____

First Grade Teacher: _____

I have checked the work completed: _____
 Parent signature

1. Fill in the missing numbers:

1		3		5	6			9	10
		13	14		16		18	19	
	22			25		27			30

2. Skip count by 2's: 2, 4, _____, _____, _____, _____, _____.

3. Skip count by 5's: 5, 10, _____, _____, _____, _____.

4. Fill in the missing numbers:

_____, 11, _____

_____, 9, _____

8, 9, _____

10, _____, 12

_____, 10, _____

_____, 6, _____

9. Write these numbers from smallest to largest: 13, 16, 23, 7.

- A. 13, 23, 16, 7
 B. 16, 13, 23, 7
 C. 7, 13, 21, 23

10. Color in the **Last 5 Pictures**:



11. Color in the **First 7 Pictures**:



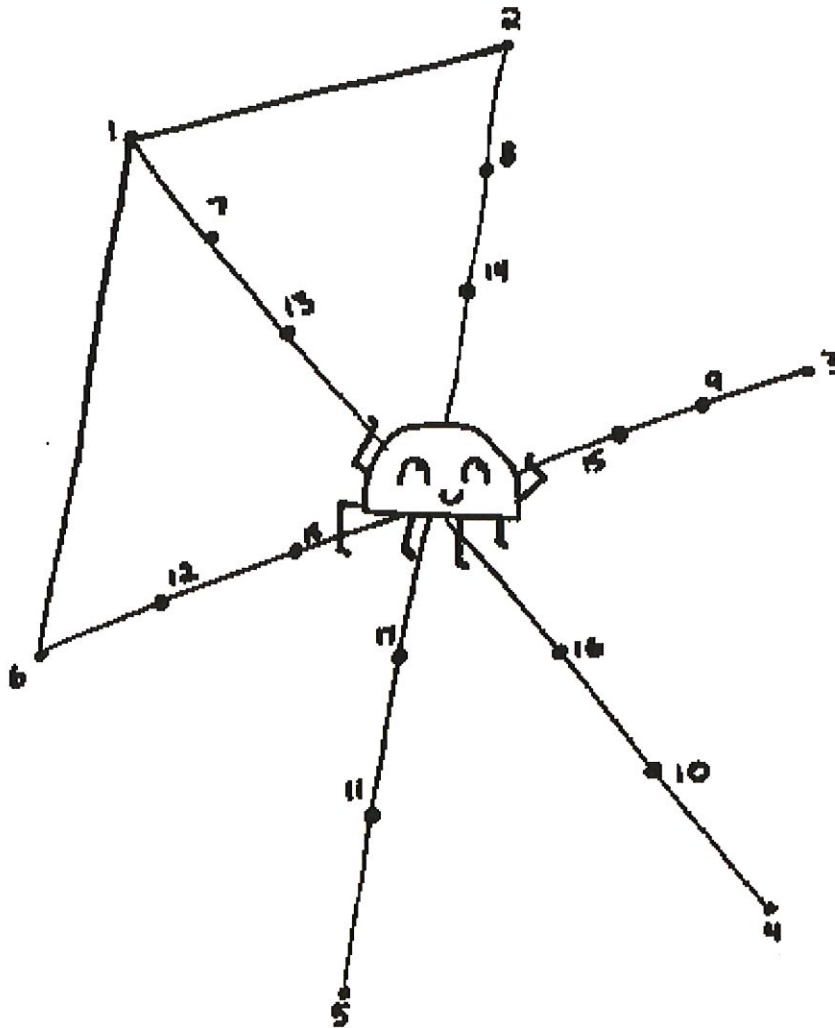
12. Color in the **Middle 5 Pictures**:



13. Find the sum.

$$\begin{array}{c} 3 \\ \text{3 rabbits} \end{array} + \begin{array}{c} 3 \\ \text{3 rabbits} \end{array} = \boxed{}$$

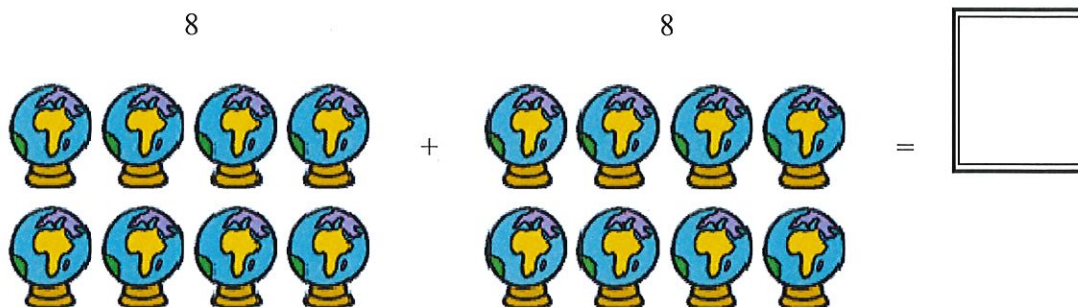
14.



15. Find the sum.

$$\begin{array}{c} 8 \\ \text{8 gingerbread men} \end{array} + \begin{array}{c} 5 \\ \text{5 gingerbread men} \end{array} = \boxed{}$$

16. Find the sum.



17. Draw the hands on the clock.

9:00



18. Count to 50 to someone else in your family.

19. Draw the hands on the clock.

4:00



20. Fill in the missing numbers:

1		3		5	6			9	10
11		13	14		16		18	19	
	22		24	25		27			30
31			34	35		37		39	
	42	43		45	46		48		50
51	52		54		56			59	
	62	63	64		66	67	68		70
		73		75		77	78		80
81	82		84	85	86	87		89	
	92		94		96		98	99	

21. Look at the chart you completed in number 13. Now count by 5's and color those numbers orange.

22. If today is Sunday what day is yesterday? Circle one

Saturday Monday Tuesday

23. Draw a line to match the coin with its name:



Back of penny



Back of nickel



Front of dime



Front of nickel



Front of penny

Select the one best answer for each question.

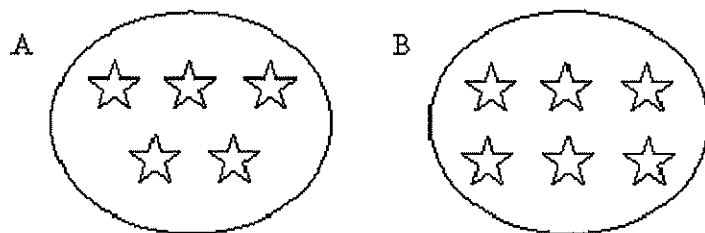
24. Which number is ONE MORE than 13?

- A. 12
- B. 14
- C. 23

25. Which number is ONE LESS than 8?

- A. 6
- B. 7
- C. 9

26. Circle the group of stars has more stars in it?



27. Look at the chart in number 13. Count by 2's and color those numbers yellow.

28. Fill in the blanks, count by 5's. You can refer to #13.

5		15			30				
55					80			95	100

29. What part of the day do you come to school in 1st grade?

- A. Morning
- B. Afternoon
- C. Evening

30. What part of the day do you go to bed?
- A. Morning
 - B. Afternoon
 - C. Evening
31. Which tool would you use for telling time?
- A. Ruler
 - B. Scale
 - C. Clock
32. What does a clock show you?
- A. What day it is such as Monday or Wednesday
 - B. What month it is such as January or May
 - C. What time it is such as 9:30 or 3:00
33. Who is taller: a kindergartener or a teacher?
- A. Kindergartener
 - B. Teacher
34. Fill in the blanks
- 11, 12, _____, 14, 15, _____, 17, _____
35. 1 dime is equal to:
- A. 1 cent
 - B. 5 cents
 - C. 10 cents

36. Write these numbers from smallest to largest. 6, 12, 2, 15

_____, _____, _____, _____

37. How much money is this?



- A. 3 cents
- B. 15 cents
- C. 30 cents

38. Circle the rectangle?



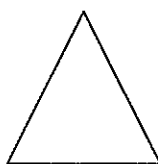

39. What part of the day comes after lunch?

- A. Morning
- B. Afternoon
- C. Evening

40. While holding a clock, the teacher says, "What is this object?"
What is it used for?


- A. Clock, for telling time.
- B. Calendar, for finding the date.

41. Which object is not like the others? How is it different?

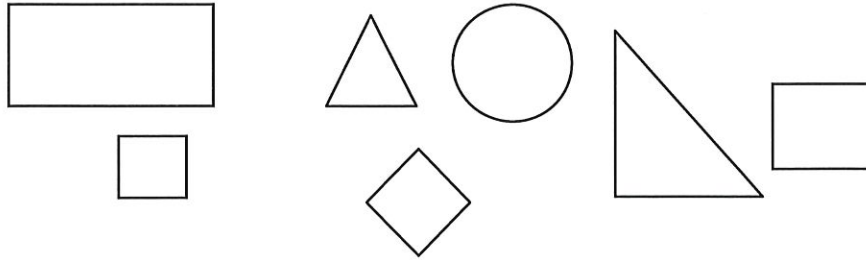


- A. The rectangle is different because it has two long sides.
- B. The triangle is different because it has three sides.
- C. The parallelogram is different because it has slanted sides.

42.



43. Place an **X** on the geometric shape does not belong in this group?



44. What shape is the tool below?



- A. A square
- B. A rectangle
- C. A triangle


45. What shape would most likely be a refrigerator?

- A. Sphere
- B. Cone
- C. Prism

46.

$$\begin{array}{c} 3 \\ \text{cupcake} \quad \text{cupcake} \quad \text{cupcake} \end{array} + \begin{array}{c} \text{cupcake} \quad \text{cupcake} \end{array} = \begin{array}{c} 2 \\ \boxed{} \end{array}$$

47. Show this pattern in another way by coloring the squares.



48. Circle the picture that comes next in the pattern.



49. If today is Wednesday, tomorrow is

- A. Tuesday
- B. Thursday
- C. Friday

50. If today is Tuesday, yesterday is

- A. Sunday
- B. Monday
- C. Wednesday

51. Circle the item that is heavier

A. Kleenex Box

B. Telephone Book

52. Circle the item that is lighter

A. Paper Clip

B. Can of Soup

53. What is the shape of a penny or dime?


A. A circle


B. A square

C. An oval

54. Which shape comes next in this pattern?




A.  Triangle

B.  Square

C.  Circle

55. Count by 10's



56. What is longer a kitchen table or a pencil? Circle one

A. Kitchen table

B. Pencil

57. Fill in the missing numbers:

1	2		4			7		9	10
	12	13			16		18		20
	22		24	25		27			30
31			34			37		39	
	42			45	46		48		50
51	52		54		56			59	
	62	63		65	66		68	69	70
71		73		75		77	78		80
81	82		84		86	87		89	
	92		94		96		98	99	100

58. Mrs. Clor buys 9 ice creams and gave away 3 so

_____ are left. Cross out the ones given away.



59. Mrs. DeCarlo buys 7 lollipops and drops 2. How many does she have left? Cross out the ones dropped.

_____ lollipops left




60. Circle the larger number of the two.

9	7	11	8	60	59
19	31	17	21	13	11
41	39	35	45	28	31
44	30	20	19	14	24

61. Draw a line from the number to the number word.

1	seven
2	three
3	one
4	nine
5	two
6	ten
7	eight
8	six
9	five
10	four

62. Connect the dots 1 to 65.



63. Fill in the blanks.

Before	After	Between
_____ 15	8 _____	9 _____ 11
_____ 20	29 _____	14 _____ 16
_____ 23	17 _____	12 _____ 14

64. If yesterday is Sunday, today is _____.

- A. Saturday
- B. Monday

65. If tomorrow is Friday, today is _____.

- A. Thursday
- B. Saturday

Congratulations!! You have completed the summer math packet. Turn this into your 1st grade teacher.

