



SUMMER WORK



WELCOME TO SECOND GRADE!

June 2023

Dear Second Grade Families,

We are looking forward to having your child in class for our 2022-2023 school year. Second grade is a fantastic year full of creativity, fun, and learning! During the first couple of weeks we will spend time building community within our classroom. This is important because we build on this foundation for the entire school year.

Many of your children will be receiving their First Communion in May. This is an exciting time for you and your families and we will make sure that your child is more than prepared to receive this blessed sacrament.

A summer reading list is included to help you and your child select books for the summer. They are merely suggestions. Your child may have some authors they really like to read or have some books in mind that they have been hoping to read this summer now that their busy first grade year is over! Please encourage your child to read everyday. It will build fluency and improve their vocabulary. The book list has suggestions for your child to read alone, as well as read-alouds with a grown up.

A math packet is also included in your child's summer work. We suggest that they complete a little bit each day to keep their skills strong. At the front of your packet is a fun writing assignment. We ask that your child completes this and send it back with your math work! You should return your summer work packet by **Friday, September 8**. Have fun with it!

Open communication is very important. If you have any questions or concerns please let us know. A strong home/school relationship is imperative for your child to achieve success. It is our goal to also see that your second grader be a respectful member of the St. Pius X School community and be given a strong Catholic foundation. Second grade is a wonderful year and we look forward to seeing you all when school starts on **Tuesday, August 29, 2023!**

Have a fun, safe, and blessed summer!

Sincerely, yours,

Ms. Perrault

&

Mrs. Imparato



GRADE 2 SUPPLY LIST

We like to keep our classrooms neat and tidy, so we keep germs out and your children healthy. It would be very helpful if you would assist us in this task. The following is a list of supplies that would be very appreciated. Please send them in with your child the first week of school! We thank you in advance!

- 1 bottle of hand sanitizer
- 2 Containers of Clorox Wipes
- 2 rolls of paper towels
- 2 boxes of tissues



PERSONAL SUPPLIES

Please have your child bring the following to school with them on Aug 29th

- (1) Box of Pencils, already sharpened
- (1) Box of Crayola Twistables or Crayons
- Colored Pencils
- (3) Large Erasers
- (1) Box Markers (Washable)
- (5) Elmer's Glue Sticks
- (1) Plastic 6 x 12 Pencil Box (to be kept in desk)
- (2) "Composition Notebooks"
- (1) Pair of children's scissors
- (2) **Sturdy** Pocket Folders
- (1) 1 inch Three Ring Binder

Thank you in advance for setting your child up for success!
























































READ YOUR WAY

INTO SECOND GRADE

SEE YOU IN SECOND GRADE BY: MIRIAM COHEN	GET READY FOR SECOND GRADE BY: PAULA DANZINGER
SECOND GRADE STAR BY: NANCY ALBERTS	NATE THE GREAT BY: MARJORIE SHARMAT
THE LITTLE WOODEN ROBOT AND THE LOG PRINCESS BY: TOM GAULD	HENRY & MUDGE BY: CYNTHIA RYLANT
CAMILA THE RECORD BREAKING STAR BY: ALICIA SALAZAR	DREAM STREET BY: TRICIA ELAM WALKER
HOW TO APOLOGIZE BY: DAVID LAROCHELLE	A TO Z MYSTERIES BY: RON RAY
HORRIBLE HARRY SERIES BY: SUZIE KLINE	ELEPHANT & PIGGIE SERIES BY: MO WILLEMS
BLACK LAGOON ADVENTURES BY: MIKE THALER	MY WEIRD SCHOOL SERIES BY: DAN GUTMAN
JUNIE B. JONES SERIES BY: BARBARA PARK	MAGIC TREE HOUSE SERIES BY: MARY POPE OSBORNE
























































_____ 's
SUMMER READING LOG



Date	Book Title	Book Rating
		    
		    
		    
		    
		    
		    
		    
		    
		    
		    
		    

_____ 's
SUMMER READING LOG



Date	Book Title	Book Rating
		    
		    
		    
		    
		    
		    
		    
		    
		    
		    
		    



institute for
multi-sensory
education

SUMMER READING BINGO



Read to a pet or
stuffed animal




Build a fort and
read inside.



Read by the pool,
ocean, or a lake



Make up a
reading game



Read to
someone on the
phone



Read in the dark
with a flashlight



Have a picnic
and read



Write a poem or
sing a song about
reading



Read under the
covers in your
bed



Draw a picture
from your
favorite book



Read on a
swingset



Read to a baby or
little kid



Write your own
book



Read while you
eat your favorite
snack



Read a book that
rhymes



Recommend your
favorite book to a
friend



WRITING ASSIGNMENT

[illegible]

Name: _____

Skill: Fact Families Directions: Write the fact family

For Example

6, 5, 11

$6+5=11$	$11-6=5$
$5+6=11$	$11-5=6$

11, 8, 3

_____	_____
_____	_____

12, 7, 5

_____	_____
_____	_____

5, 4, 9

_____	_____
_____	_____

10, 3, 7

_____	_____
_____	_____

8, 15, 7

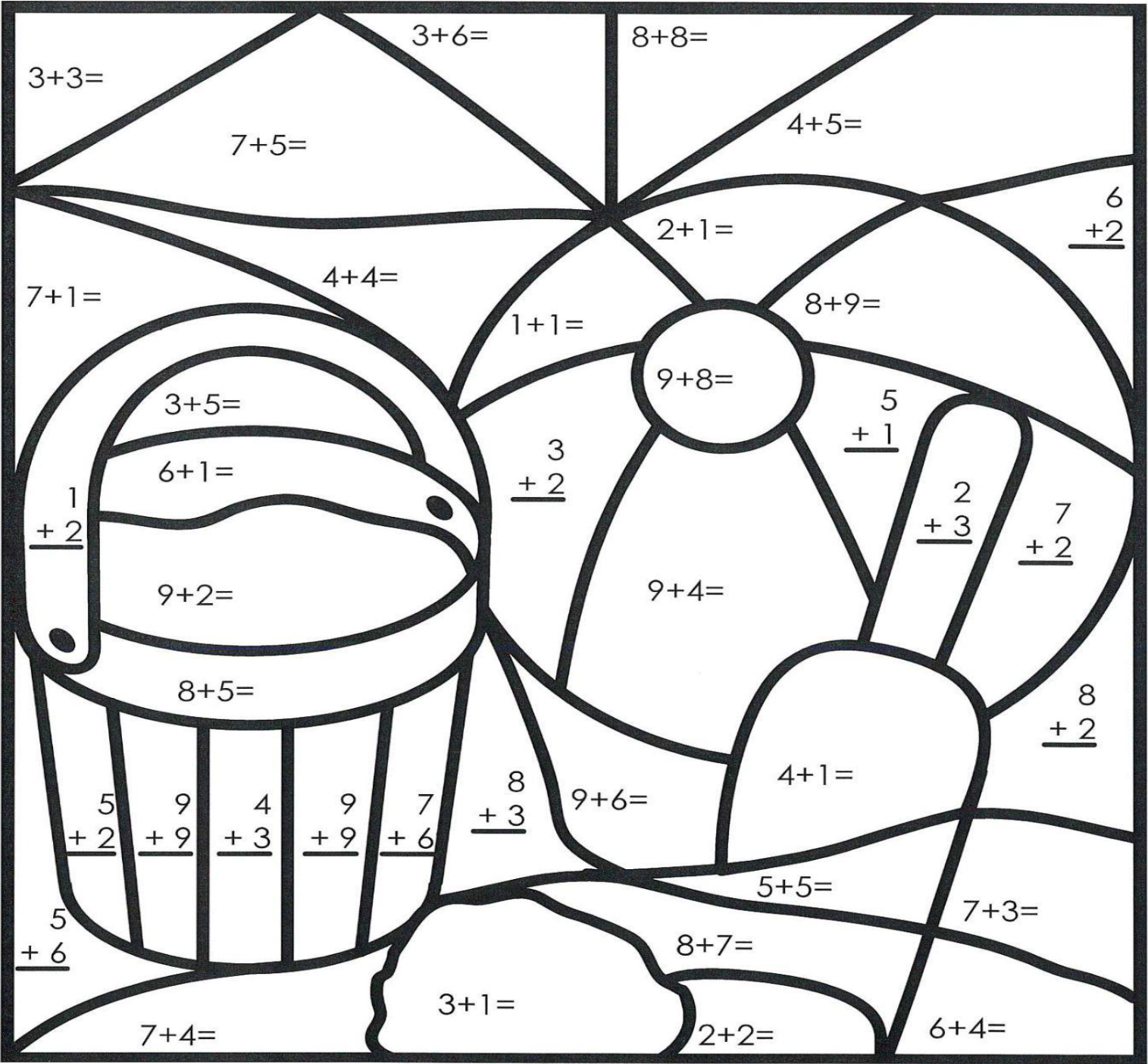
_____	_____
_____	_____

Name: _____

Skill: Addition

Directions: Write the answer for each problem.

Then, color according to the key at the bottom.



Tan

8, 10, 11, 14, 15



Gray

4



Blue

6, 9, 12, 16



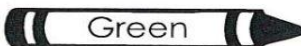
Red

7, 13



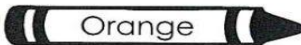
Purple

3



Green

17



Orange

5



Yellow


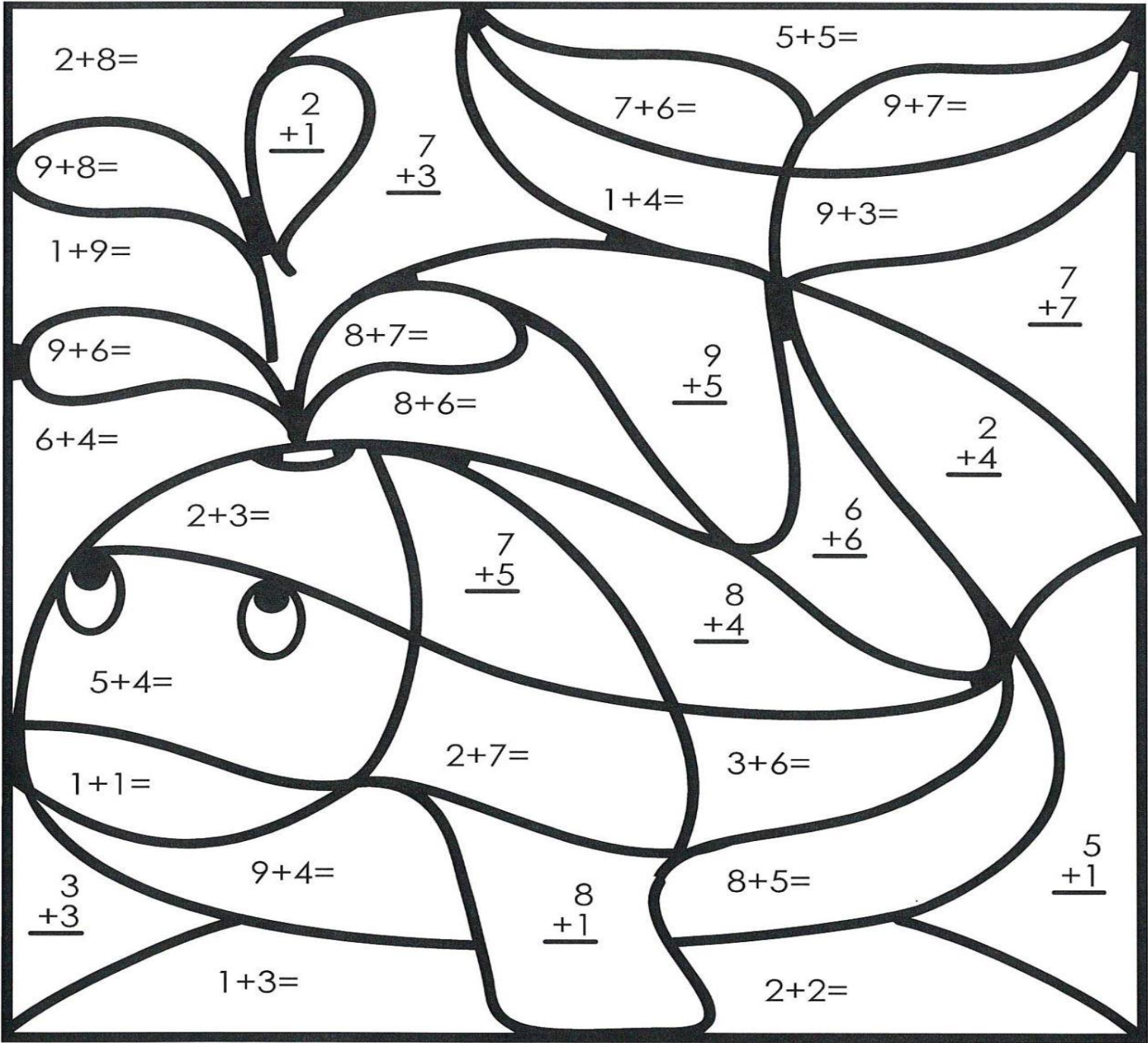
2, 18

Name: _____

Skill: Addition


Directions: Write the answer for each problem.

Then, color according to the key at the bottom.




Blue

5, 9, 12



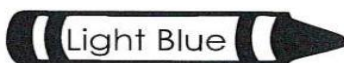
Gray

13, 16



Red

2



Light Blue

4, 6, 10, 14



Yellow

3, 15, 17

Name: _____

Skill: Addition (Sums to 20) **Directions: Add**

Addition

$$\begin{array}{r} 7 \\ + 4 \\ \hline \end{array}$$

$$\begin{array}{r} 2 \\ + 8 \\ \hline \end{array}$$

$$\begin{array}{r} 9 \\ + 7 \\ \hline \end{array}$$

$$\begin{array}{r} 6 \\ + 3 \\ \hline \end{array}$$

$$\begin{array}{r} 10 \\ + 7 \\ \hline \end{array}$$

$$\begin{array}{r} 6 \\ + 10 \\ \hline \end{array}$$

$$\begin{array}{r} 9 \\ + 4 \\ \hline \end{array}$$

$$\begin{array}{r} 3 \\ + 4 \\ \hline \end{array}$$

$$\begin{array}{r} 5 \\ + 8 \\ \hline \end{array}$$

$$\begin{array}{r} 4 \\ + 4 \\ \hline \end{array}$$

$$\begin{array}{r} 6 \\ + 6 \\ \hline \end{array}$$

$$\begin{array}{r} 7 \\ + 8 \\ \hline \end{array}$$

$$\begin{array}{r} 10 \\ + 9 \\ \hline \end{array}$$

$$\begin{array}{r} 6 \\ + 5 \\ \hline \end{array}$$



$$9 + 6 = \underline{\quad}$$

$$8 + 3 = \underline{\quad}$$

$$4 + 10 = \underline{\quad}$$

$$4 + 6 = \underline{\quad}$$

$$8 + 8 = \underline{\quad}$$

$$9 + 9 = \underline{\quad}$$

Name: _____

Skill: Subtraction (up to 20) Directions: Subtract

Subtract

$$\begin{array}{r} 15 \\ - 7 \\ \hline \end{array}$$

$$\begin{array}{r} 6 \\ - 3 \\ \hline \end{array}$$

$$\begin{array}{r} 20 \\ - 10 \\ \hline \end{array}$$

$$\begin{array}{r} 8 \\ - 7 \\ \hline \end{array}$$

$$\begin{array}{r} 12 \\ - 6 \\ \hline \end{array}$$

$$\begin{array}{r} 10 \\ - 9 \\ \hline \end{array}$$

$$\begin{array}{r} 12 \\ - 5 \\ \hline \end{array}$$

$$\begin{array}{r} 4 \\ - 1 \\ \hline \end{array}$$



$$\begin{array}{r} 15 \\ - 6 \\ \hline \end{array}$$

$$\begin{array}{r} 5 \\ - 0 \\ \hline \end{array}$$

$$\begin{array}{r} 7 \\ - 3 \\ \hline \end{array}$$

$$\begin{array}{r} 17 \\ - 7 \\ \hline \end{array}$$

$$\begin{array}{r} 11 \\ - 3 \\ \hline \end{array}$$

$$\begin{array}{r} 10 \\ - 10 \\ \hline \end{array}$$



$$9 - 5 = \underline{\quad}$$

$$15 - 8 = \underline{\quad}$$

$$10 - 6 = \underline{\quad}$$

$$12 - 9 = \underline{\quad}$$

$$13 - 8 = \underline{\quad}$$

$$8 - 2 = \underline{\quad}$$

Name: _____

Skill: Adding Columns **Directions:** Find the sums

Adding Columns

Find the sums.

a.


$$\begin{array}{r} 7 \\ 3 \\ + 2 \\ \hline \end{array}$$

b.

$$\begin{array}{r} 5 \\ 6 \\ + 5 \\ \hline \end{array}$$

c.

$$\begin{array}{r} 9 \\ 3 \\ + 3 \\ \hline \end{array}$$



d.

$$\begin{array}{r} 4 \\ 5 \\ + 2 \\ \hline \end{array}$$

e.


$$\begin{array}{r} 8 \\ 8 \\ + 4 \\ \hline \end{array}$$

f.

$$\begin{array}{r} 1 \\ 6 \\ + 8 \\ \hline \end{array}$$

g.

$$\begin{array}{r} 9 \\ 9 \\ + 9 \\ \hline \end{array}$$



h.

$$\begin{array}{r} 6 \\ 0 \\ + 6 \\ \hline \end{array}$$

i.

$$\begin{array}{r} 5 \\ 2 \\ + 3 \\ \hline \end{array}$$

j.

$$\begin{array}{r} 7 \\ 9 \\ + 5 \\ \hline \end{array}$$

k. Mike saw 7 green bugs, 2 brown bugs, and 1 red bug. How many bugs did he see in all?

l. Tom caught 2 ants, 8 ladybugs, and 4 crickets. How many bugs did he catch in all?

Name: _____

Skill: Comparing Numbers **Directions:** See below

Comparing Numbers

“Greater Than”

45 $>$ 41

45 is greater than 41

“Equal To”

63 $=$ 63

63 is equal to 63

“Less Than”

33 $<$ 42

33 is less than 42

In the left column, write a symbol ($<$, $>$, or $=$) for each.

In the right column, write the words “is greater than”, “is less than”, or “is equal to.”

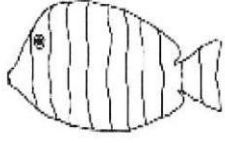


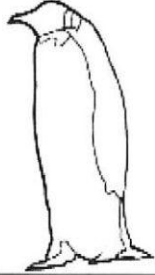


- | | | |
|----|-------------|-------------|
| a. | 19 _____ 25 | 19 _____ 25 |
| b. | 32 _____ 27 | 32 _____ 27 |
| c. | 7 _____ 17 | 7 _____ 17 |
| d. | 47 _____ 47 | 47 _____ 47 |
| e. | 85 _____ 36 | 85 _____ 36 |

Challenge:

★ $2 + 3$ _____ 7 $2 + 3$ _____ 7

Name: _____

Skill: Ordinal Numbers **Directions: Find, color, and write**

					
fish	dog	rabbit	penguin	seahorse	cat

If the fish is the first animal...


- 1) Which animal is third? _____
- 2) What place is the seahorse in? _____
- 3) What place is the dog in? _____
- 4) Which animals is fourth? _____
- 5) Which animal is last? _____
- 6) Color the second animal brown.
- 7) Color the fourth animal grey.
- 8) Color the first animal red.
- 9) Color the 5th animal green.
- 10) Color the third animal black.
- 11) Color the sixth animal orange.

Name: _____

Skill: Ordinal Number Words

Directions: Use the word bank to write the number words and ordinal numbers.

third	fourth	sixth	first	seventh
fifth	eighth	ninth	second	tenth
six	seven	eight	ten	one
two	four	three	nine	five



2		3	
7		9	
1 st		3 rd	
6 th		7 th	
4		5	
2 nd		4 th	
8		5 th	
10		6	
10 th		9 th	
8 th		1	



Name: _____

Skill: Skip Counting/Even and Odd Numbers

Directions: Write the missing numbers and circle the skip counting pattern.





1.	40	50					100	2s	5s	10s
2.	2		6		10			2s	5s	10s
3.			70		80	85		2s	5s	10s
4.	56	58		62				2s	5s	10s
5.	15	20				40		2s	5s	10s
6.			84			90	92	2s	5s	10s
7.	18		22		26			2s	5s	10s
8.	90	80			50			2s	5s	10s
9.			54	56			62	2s	5s	10s
10.	30	35						2s	5s	10s

Circle if the number is even or odd.

45	even	odd	70	even	odd
34	even	odd	27	even	odd
68	even	odd	12	even	odd
16	even	odd	51	even	odd
83	even	odd	99	even	odd
5	even	odd	74	even	odd
14	even	odd	20	even	odd
88	even	odd	94	even	odd
11	even	odd	97	even	odd

Name: _____

Skill: Tally Charts **Directions:** Use the tally chart to answer the questions.

	BIRTHDAYS	TOTAL
Winter		
Spring		
Summer		
Fall		

1. How many birthdays are during the winter? _____
2. Which season has the least amount of birthdays? _____
How many? _____
3. Which season has the most amount of birthdays? _____
How many? _____
4. How many votes in all? _____
5. How many birthdays in winter and spring? _____

Write the math fact:

6. How many more birthdays in winter than summer? _____


Write the math fact:

7. Make tallies for the number 17. _____

Name: _____

Skill: Graphs

Directions: Use the graph to answer the questions on the following page.



Name: _____

Skill: Graphs

Directions: Use the graph to answer the questions.

1. What is the title of the graph? _____

2. How many children chose each activity?

Build a sand castle _____ Swim in the ocean _____

Look for seashells _____ Play ball _____

3. Which activity was chose the most?? _____

4. Which activity was chosen the least? _____

5. How many more children chose building sand castles than looking for shells?

6. How many fewer children chose play ball than swim in the ocean?

7. How many children voted in all? _____

8. How many children chose build a sand castle and look for shells?

9. What would you vote for? _____

10. Why?



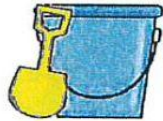
Name: _____

Skill: Word Problems

Directions: Read and solve the word problems. Write the number sentence.

1. There were 7 buckets and 8 shovels.
How many in all?

_____ in all



--	--	--	--	--

2. There were 12 children building a sand castle. 7 of them went to swim in the ocean. How many children were left building the sand castle?


_____ children



--	--	--	--	--

3. Bill and Sam went for a bike ride.
They each saw 9 palm trees.
How many palm trees did they see in all?

_____ palm trees in all



--	--	--	--	--

4. Jan read 5 books in June.
She read 8 books in July.
How many books did Jan read in all?

_____ books in all



--	--	--	--	--

5. Josh found 13 seashells.
He gave 6 to his sister.
How many shells did he have left?

_____ seashells in all



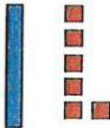





--	--	--	--	--

Name: _____

Skill: Place Value - Tens & Ones Directions: Write the number

Name: _____

Skill: Place Value~ Tens and Ones
Directions: Write the number.

1.  _____	2.  _____	3.  _____
4.  _____	5.  _____	6.  _____

Write the number.

7. 7 tens and 5 ones _____

8. 3 tens and 2 ones _____


9. 6 tens and 8 ones _____

Write how many tens and ones.

10. 81 = _____ tens and _____ ones

11. 62 = _____ tens and _____ ones

12. 90 = _____ tens and _____ ones



Name: _____

Skill: Addition & Subtraction

Directions: Write the missing number to make the equation true.

1.
_____ + 3 = 7

2.
_____ + 9 = 12

3.
_____ + 8 = 15

4.
_____ + 9 = 18

5.
5 + _____ = 12

6.
6 + _____ = 13

7.
4 + _____ = 11

8.
7 + _____ = 17

9.
_____ - 3 = 9

10.
_____ - 5 = 3

11.
_____ - 7 = 5

12.
_____ - 6 = 12

13.
15 - _____ = 8

14.
12 - _____ = 10

15.
11 - _____ = 11

16.
9 - _____ = 4

17.
_____ + 8 = 12

18.
_____ + 9 = 17

19.
_____ + 4 = 15

20.
_____ + 9 = 10

21.
8 + _____ = 11

22.
5 + _____ = 10

23.
4 + _____ = 8


24.
7 + _____ = 14

9.
_____ - 4 = 10

10.
_____ - 2 = 16

13.
18 - _____ = 9

14.
12 - _____ = 12




Name: _____

Skill: 100 Chart Directions: Fill in the missing numbers

1									
									20
							28		
				35					
41									
					56				
	62								
			74						
						87			
91									100

Write in the numbers to tell one less, one more, ten less, or ten more.

One Less	#	One More
	55	
	23	
	78	
	99	
	34	



Ten Less	#	Ten More
	22	
	36	
	71	
	80	
	47	

Name: _____



Draw me a picture of your favorite summer activity!
Then tell me what it was!
