



Dear Parents,

First grade is just around the corner for both you and your child. Summer is a time for family, fun, and making memories. If some of those memories involve readiness for school, all the better. Please read to and with your child every day. Discuss characters, setting, problems, and solutions with your child.

Help your child to become truly ready for first grade. Build responsibility with jobs at homeroom cleaning etc. They will have a desk at school, which needs to be orderly, so they can find what is needed. If they are responsible for setting the table etc., this will help them be responsible for their work in class. At this stage, children need to be taught “how to” do jobs.

Here are some important notes as we prepare for transition to grade one. Please check your child's folder each night. You will find class work, homework, and notes from the office.

If there is a change in the way your child is going home, please send in a dated, signed note with your child.

Each day your child should have a healthy snack and lunch or he/she may order lunch in the cafeteria. We also like them to have a bottle of water on their desks.

SUPPLY LIST

- an eraser
- one box of 24 crayons
- 2 plain two -pocket folder
- a pair of scissors
- 4 Ticonderoga Beginner #2 Pencils
- 2 jumbo glue sticks
- 1 plastic covered 6 x 12 pencil box to be kept in desk
- Package of 100- 3x5 index cards

SUMMER WORK

Practice High Frequency Words (see attached sheet)

Learn to tie shoes

Learn to open snack/lunch containers

Read a book with an adult and pick 5 objects to help you retell the story. Put them in a paper bag and bring them to school on the first day!

It is recommended that you work on one page each day. Parents can read short stories for listening comprehension. Please bring supplies and the completed summer work pages the first day of school.


Sincerely,
Anne M. Quirk



Grade K • High-Frequency Word Cards


- | | | |
|---------|------------|-----------|
| 1. I | 15. he | 28. me |
| 2. can | 16. with | 29. this |
| 3. the | 17. is | 30. what |
| 4. we | 18. little | 31. help |
| 5. see | 19. she | 32. too |
| 6. a | 20. was | 33. has |
| 7. like | 21. for | 34. play |
| 8. to | 22. have | 35. look |
| 9. and | 23. of | 36. where |
| 10. go | 24. they | 37. good |
| 11. you | 25. said | 38. who |
| 12. do | 26. want | 39. come |
| 13. my | 27. here | 40. does |
| 14. are | | |

Candy Bar



copyright © 2015 Isle Heart's Teaching

Mia saw a candy bar.
It was on the shelf.
Mia felt hungry.



Color the correct answers.

1. The candy bar was on the _____.

shell	side	bar
share	shelf	saw

2. _____ felt hungry.

It	shelf	Mia
Mom	you	was


3. Mia saw _____.

a candy bar on a shelf
a shelf on a candy bar

Read and check your answers. Color the top picture when you have finished.




Candy Bar



Copyright © 2015 Isla Heart's Teaching

Mia saw a candy bar.
It was on the shelf.
Mia felt hungry.



Write the correct answers.

1. The candy bar was on the _____.


2. _____ felt hungry.

3. Mia saw _____.

*Read and check your answers carefully.
Once you have finished, color the picture in the top right corner.*



Show Day



Copyright © 2015 Iain Hearty's Teaching

It was snowing outside.
Jenny shut the window.
She sat by the fire.



Color the correct answers.

1. _____ sat by the fire.

outside	snow	Mom
Jenny	shut	Dad

2. It was _____ outside.

fire	raining	snowing
sunny	snow	window

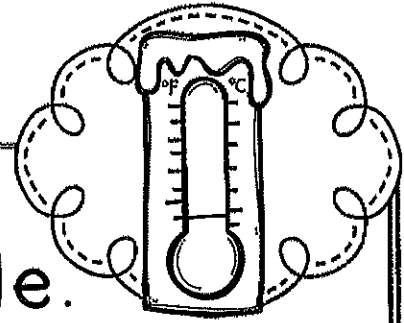
3. Jenny _____

sat by the window
shut the window

Read and check your answers. Color the top picture when you have finished.




Show Day



Copyright © 2015 Isla Heart's Teaching

It was snowing outside.
Jenny shut the window.
She sat by the fire.



Write the correct answers.

1. _____ sat by the fire.


2. It was _____ outside.

3. What did Jenny do to the window?

*Read and check your answers carefully.
Once you have finished, color the picture in the top right corner.*




Skating on Ice



Copyright © 2015 Isla Heart's Teaching

Bec has new skates.
She skated across the
ice. She fell down.



Color the correct answers.

1. Bec _____ down on the ice.

new	skating	
ice	fell	down

2. Bec's skates are _____.

skated	across	red
old	white	new


3. Bec skated _____.

across the ice
across the water

Read and check your answers. Color the top picture when you have finished.




Skating on Ice



Copyright © 2015 Isla Heart's Teaching

Bec has new skates.
She skated across the
ice. She fell down.



Write the correct answers.

1. Bec _____ down on the ice.


2. Bec's skates are _____.

3. Bec skated _____.

*Read and check your answers carefully.
Once you have finished, color the picture in the top right corner.*




Veggie Garden



Copyright © 2015 Lisa Heart's Teaching

Mrs. Hill planted some carrots. The carrots were big. The carrots were orange.



Color the correct answers.

1. The _____ were big.

cat	were	orange
carrot	carrots	plant

2. The carrots were _____.

orange	small	some
plant	Hill	were


3. Mrs. Hill _____.

planted some oranges
planted some carrots

Read and check your answers. Color the top picture when you have finished.




Veggie Garden



Copyright © 2015 Isla Heart's Teaching

Mrs. Hill planted some carrots. The carrots were big. The carrots were orange.



Write the correct answers.

1. The _____ were big.


2. The carrots were _____.

3. Who planted the carrots?

*Read and check your answers carefully.
Once you have finished, color the picture in the top right corner.*




Icy Home



copyright © 2015 Lisa Hearn's Teaching

Jay played in the snow. He made a little igloo. It started to melt.



Color the correct answers.

1. Jay made a _____ igloo.

igloo	big melting	
melt	little	big

2. The igloo started to _____.

snow	melt	play
the	made	little


3. Jay _____.

started to melt
played in the snow

Read and check your answers. Color the top picture when you have finished.




Icy Home



Copyright © 2015 Isla Heart's Teaching

Jay played in the snow. He made a little igloo. It started to melt.



Write the correct answers.

1. Jay made a _____ igloo.

2. The igloo started to _____.

3. Jay played _____.

*Read and check your answers carefully.
Once you have finished, color the picture in the top-right corner.*



Entering First Grade Summer Math Packet

First Name: _____ Last Name: _____

First Grade Teacher: _____

I have checked the work completed: _____
Parent signature

1. Fill in the missing numbers:

1		3		5	6			9	10
		13	14		16		18	19	
	22			25		27			30

2. Skip count by 2's: 2, 4, _____, _____, _____, _____, _____, _____.

3. Skip count by 5's: 5, 10, _____, _____, _____, _____, _____.

4. Fill in the missing numbers:

_____, 11, _____

_____, 9, _____

8, 9, _____

10, _____, 12

_____, 10, _____


_____, 6, _____

16. Find the sum.

$$\begin{array}{c} 8 \\ \text{8 globes} \end{array} + \begin{array}{c} 8 \\ \text{8 globes} \end{array} = \boxed{}$$

17. Draw the hands on the clock.


9:00



18. Count to 50 to someone else in your family.

19. Draw the hands on the clock.

4:00



23. Draw a line to match the coin with its name:



Back of penny



Back of nickel



Front of dime



Front of nickel



Front of penny

Select the one best answer for each question.

24. Which number is ONE MORE than 13?

- A. 12
- B. 14
- C. 23

36. Write these numbers from smallest to largest. 6, 12, 2, 15

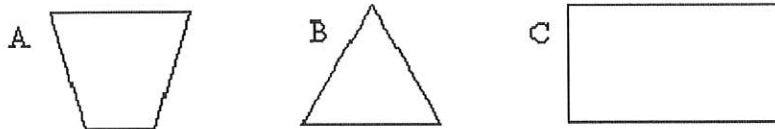
_____, _____, _____, _____

37. How much money is this?



- A. 3 cents
- B. 15 cents
- C. 30 cents

38. Circle the rectangle?



39. What part of the day comes after lunch?

- A. Morning
- B. Afternoon
- C. Evening

40. While holding a clock, the teacher says, "What is this object?"
What is it used for?

- A. Clock, for telling time.
- B. Calendar, for finding the date.

59. Mrs. DeCarlo buys 7 lollipops and drops 2. How many does she have left? Cross out the ones dropped.

_____ lollipops left



60. Circle the larger number of the two.

9	7	11	8	60	59
19	31	17	21	13	11
41	39	35	45	28	31
44	30	20	19	14	24

61. Draw a line from the number to the number word.

1	seven
2	three
3	one
4	nine
5	two
6	ten
7	eight
8	six
9	five
10	four

63. Fill in the blanks.

Before	After	Between
_____ 15	8 _____	9 _____ 11
_____ 20	29 _____	14 _____ 16
_____ 23	17 _____	12 _____ 14

64. If yesterday is Sunday, today is _____.

- A. Saturday
- B. Monday

65. If tomorrow is Friday, today is _____.

- A. Thursday
- B. Saturday

Congratulations!! You have completed the summer math packet. Turn this into your 1st grade teacher.

